

Blackstone Loan Financing Limited ("BGLF")

BGLF Portfolio Highlights

4.0%

monthly return

9.5%

dividend yield⁽¹⁾

€417.0M

net assets

€371.1M

market capitalisation⁽²⁾

Monthly Performance

	1-Month Return	YTD Return	LTM Return	Annual ITD Return
Total Returns (%)				
BGLF Euro NAV	4.00	10.59	18.31	7.58
BGLF Euro Price	1.94	25.17	31.16	6.59
European Loans	0.31	2.91	9.52	3.39
US Loans	0.41	3.48	11.67	4.07

Ticker	NAV / Share ⁽³⁾	Share Price ⁽²⁾	Premium / Discount	Dividend Yield ⁽¹⁾
BGLF	€0.8875	€0.7900	(10.99%)	9.52%
BGLP	£0.7608	£0.6900	(9.31%)	9.57%

Performance Attribution

(as of 30 June 2021)^(4,5)

Blackstone Corporate Funding ("BCF") NAV Return Components	BCF Jun-21 Assets (€M)	BCF Jun-21 Return Component (%)				BCF YTD Return Component (%)			
		MTM ⁽⁶⁾	Income	FX	Total	MTM ⁽⁶⁾	Income	FX	Total
EUR CLOs	461.4	1.21	0.60	-	1.81	0.09	4.24	-	4.33
US CLOs	427.9	1.43	0.47	0.24	2.14	2.08	4.24	0.17	6.49
US CLO Warehouses	10.8	-	0.01	0.01	0.02	-	0.08	(0.01)	0.07
Directly Held Loans	409.4	-	0.19	-	0.19	0.09	0.70	(0.01)	0.77
Leverage	(150.3)	-	(0.05)	-	(0.05)	-	(0.25)	-	(0.25)
Net Cash and Expenses	(7.6)	-	(0.06)	-	(0.06)	-	(0.35)	0.01	(0.34)
BCF Total / Net Return	1,151.6	2.64	1.16	0.25	4.05	2.25	8.66	0.15	11.07
BGLF Net Cash and Expenses⁽⁷⁾					(0.06)				(0.58)
Rollover Assets⁽⁸⁾					0.01				0.11
BGLF Net Return					4.00				10.59

Market and Company Commentary

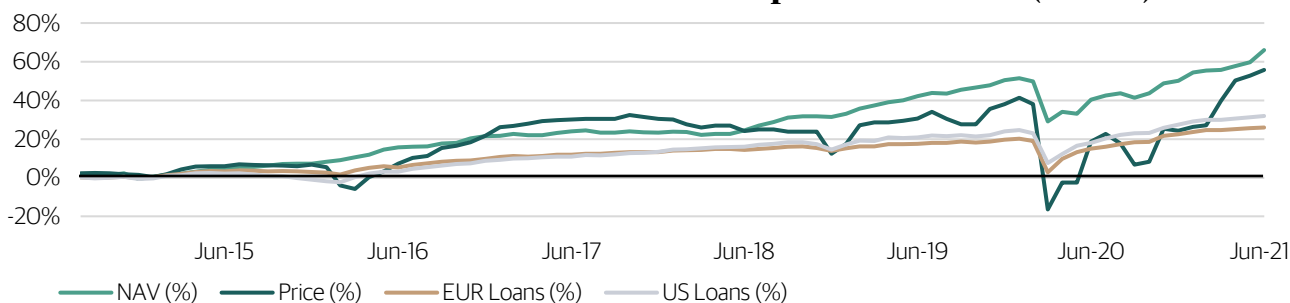
- European and US loans again generated positive returns of 0.31% and 0.41%⁽⁹⁾ during June, respectively, in a month characterised by spread compression and reduced market dispersion. Though this is the 15th month of consecutive positive returns for both indices, the market showed signs of retrenchment in the reopening trade in early July, partly due to concerns over the Delta variant. That said, credit fundamentals continue to improve after a strong IQ reporting period, with 2Q earnings expected to follow suit.
- In the underlying US loan portfolio, focus remained on increasing spread through the primary market. US CLOs also increased exposure to high conviction reopening names with attractive convexity profiles that we expect are likely to outperform longer term, even through any pockets of volatility⁽¹⁰⁾. In Europe, on the back of relative strength in higher beta and cyclical names, European CLOs opportunistically re-positioned out of lower rated, less liquid paper, and issuers with perceived limited upside. European CLOs also remained active in deploying capital into the heavy primary pipeline, also taking advantage of softer secondary spreads to add large cap and defensive names.
- The CLO market continues to run at full steam; YTD volume (including refis & resets) in Europe of €53.5bn exceeded any full year issuance ever recorded, whilst US volumes of \$220bn is nearly double that recorded during 2020⁽¹¹⁾. That said, heavy supply has continued to push US and European CLO spreads wider, where AAA pricing for top tier managers ended the month at L+113bp and E+94bp, or 8bp and 15bp wider compared to the end of 1Q21, respectively⁽¹²⁾.
- During June, the Company priced one European CLO, Rockfield Park, where AAA-rated notes were placed 4bp tighter (E+90bp) than the prior new issue, whilst broader European liability spreads moved wider. Niagara Park and Cayuga Park were also refinanced and reset respectively, extending the reinvestment period by three years for the reset, and collectively reducing the WACC by 40bp on average⁽¹³⁾. The Company also redeemed Stratus 2020-2, a static CLO issued just after BXC reopened the CLO market in 2020. The Company was able to leverage its relationships and track record to issue a CLO during the dislocation, purchasing assets at a discount that were ultimately taken out at favourable levels, resulting in a realised IRR to date of 34.9%⁽¹⁴⁾.
- Overall, the Company's NAV return of 4% was driven by several factors. Related to the valuation framework that underpins CLO equity modelled marks, there was a benefit attributed to earlier refinanced and reset transactions that closed during June, in addition to positive assumption changes related to lower expected default rates. Outside of this, other contributors to return include the natural accretion in modelled marks as these deals reach their payment date, the realisation of equity from a restructured US portfolio company, and the Stratus 2020-2 redemption mentioned above.

Note: BGLF Inception Date: 27 July 2014. Please note that the return component figures may not sum exactly due to rounding. An investor should consider the investment objective, risks, and charges and expenses of BGLF (also, the "Company") carefully before investing. The prospectus contains this and other information about the Company and may be obtained at www.blackstone.com/bglf. The prospectus should be read carefully before investing. **Past performance is historical and not a guarantee of future results. There can be no assurance that BGLF or any Blackstone fund will achieve its objectives or avoid substantial losses.**

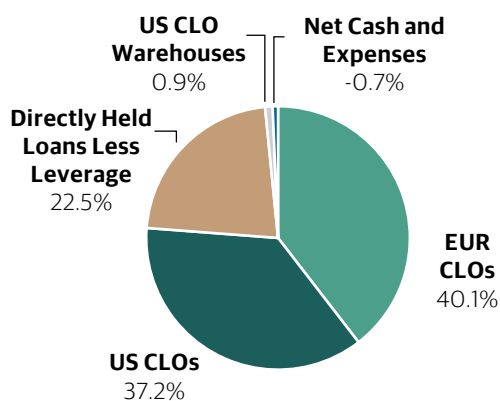
BGLF Investment Objective

- BGLF's investment objective is to provide shareholders with stable and growing income returns, and to grow the capital value of its investment portfolio by exposure to European and US floating rate senior secured loans and bonds, both directly and indirectly. The Company seeks to achieve its investment objective solely through its investment in Blackstone Corporate Funding ("BCF")⁽¹⁵⁾, which is an investor in global floating rate senior secured loans.
- BCF funds its investment in European and US loans using a variety of funding sources, including equity capital, its 3-year syndicated financing facility, notes issued to the Company, and non-recourse leverage obtained from retaining Income Notes in collateralised loan obligations ("CLOs") that BCF has established.

BGLF Cumulative Performance Since Inception To Date ("ITD")^(3,4)



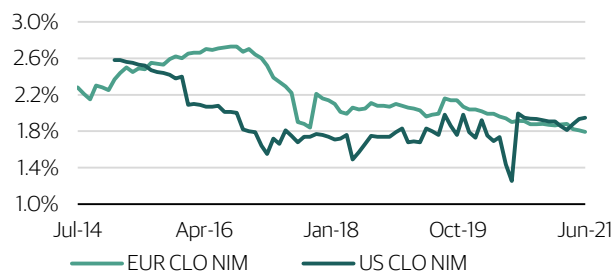
BCF Look Through Summary: 699 Issuers⁽¹⁶⁾



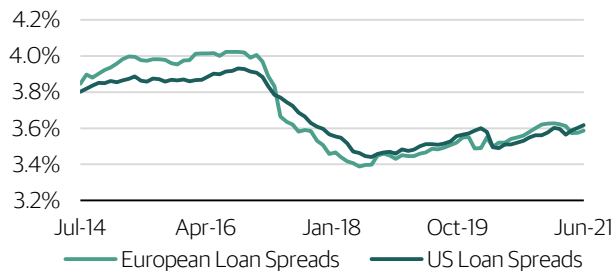
	% of NAV ⁽¹⁷⁾	WA Asset Coupon	WA Liability Cost	WA Remaining RPs (CLOs)
EUR CLOs	40.06%	3.57%	1.78%	2.0 Years
US CLOs	37.16%	3.80%	1.85%	2.1 Years
Directly Held Loans (less leverage)	22.51%	3.66%	1.85%	n/a
US CLO Warehouses	0.94%	3.93%	1.25%	n/a
Net Cash & Expenses	-0.66%	-	-	n/a

Total Portfolio 100.0% 3.68% 1.82% 2.0 Years

CLO Net Interest Margins⁽¹⁸⁾



European and US Loan Spreads⁽⁴⁾



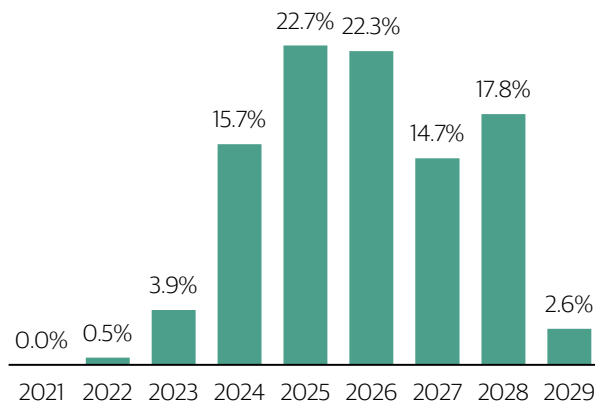
Past performance is not necessarily indicative of future results. There can be no assurance that BGLF or any Blackstone fund will achieve its objectives or avoid substantial losses. Future holdings and/or allocations may be subject to change.

BCF Look Through Summary: 699 Issuers (cont'd)⁽¹⁶⁾

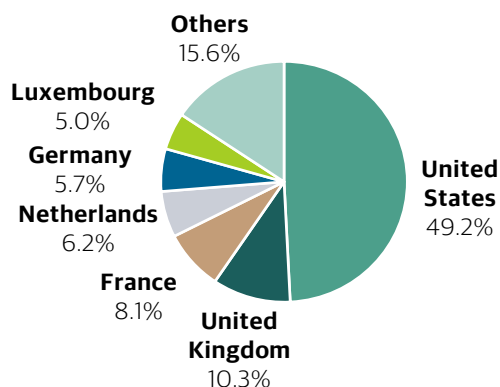
Top 10 Issuers

Issuer	Sector	Weight
Euro Garages	Retail	0.93%
Numericable	Media Broadcasting and Subscription	0.81%
AkzoNobel	Chemicals, Plastics and Rubber	0.79%
Sivantos / Siemens	Healthcare and Pharmaceuticals	0.78%
Ziggo	Media Broadcasting and Subscription	0.77%
McAfee	High Tech Industries	0.76%
Virgin Media	Media Broadcasting and Subscription	0.76%
Thyssenkrupp	Capital Equipment	0.74%
UPC	Media Broadcasting and Subscription	0.71%
Froneri	Beverage, Food and Tobacco	0.69%
Total		7.74%

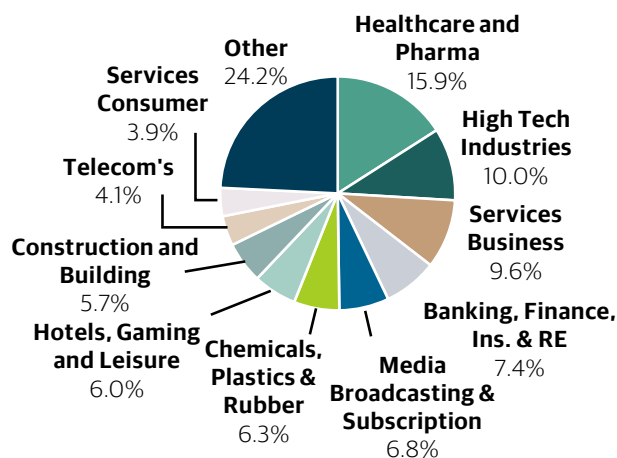
Maturities



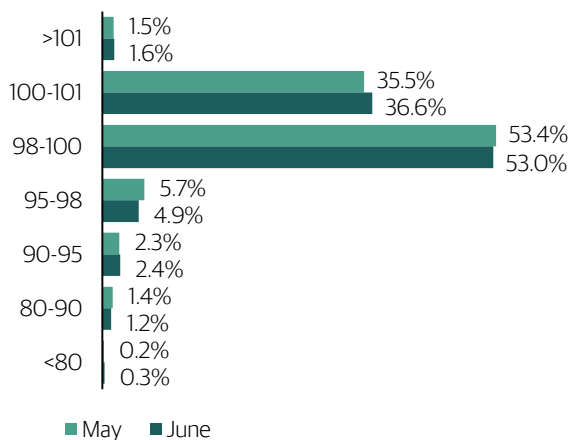
Country Allocations



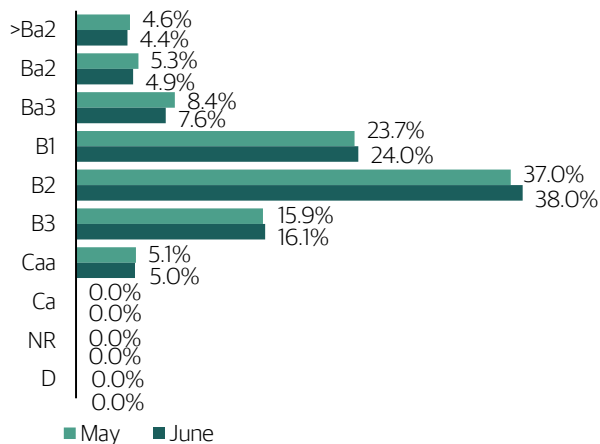
Top 10 Industry Allocations



Asset Price Bands and Ratings



Moody's Rating Distribution



Past performance is not necessarily indicative of future results. Future holdings and/or allocations may be subject to change.

CLO Income Note, Vertical, and US CLO Warehouse Positions (18,19)

	Closing / [Expected Close] Date	Deal Size (M)	Position Owned (M)	% of Tranche	% of BCF NAV	Reinvest. Period Left (Yrs)	Current Asset Coupon	Current Liability Cost	Current Net Interest Margin	NIM 3M Prior	Distributions Through Last Payment Date ⁽¹⁸⁾	
											Ann.	Cum.
EUR CLO Income Note Investments												
Phoenix Park	Jul-14	€ 417.10	€ 23.30	51.40%	1.20%	1.83	3.58%	1.78%	1.81%	1.87%	14.20%	95.90%
Sorrento Park	Oct-14	248	29.5	51.80%	0.80%	0	3.59%	2.38%	1.21%	1.64%	14.60%	96.30%
Castle Park	Dec-14	216	24	52.20%	1.00%	0	3.51%	2.31%	1.20%	1.63%	14.20%	92.40%
Dartry Park	Mar-15	427	26.6	51.10%	1.40%	3.83	3.60%	1.67%	1.93%	1.90%	14.00%	82.30%
Tymon Park	Dec-15	333	22.7	51.00%	1.30%	0	3.54%	1.51%	2.03%	2.17%	16.10%	85.90%
Elm Park	May-16	522	31.9	56.10%	2.00%	4.29	3.55%	1.70%	1.85%	2.18%	14.10%	65.50%
Griffith Park	Sep-16	456	26	53.40%	1.60%	1.89	3.59%	1.57%	2.01%	2.10%	10.30%	48.30%
Clarinda Park	Nov-16	417	23.1	51.20%	1.40%	3.63	3.61%	1.70%	1.91%	1.96%	11.40%	51.30%
Palmerston Park	Apr-17	415	24	53.30%	1.40%	0	3.52%	1.55%	1.97%	2.09%	14.10%	56.80%
Clontarf Park	Jul-17	414	29	66.90%	1.70%	0.1	3.49%	1.59%	1.90%	1.94%	15.40%	58.70%
Willow Park	Nov-17	412	23.4	60.90%	1.50%	1.04	3.48%	1.58%	1.90%	1.98%	17.80%	60.10%
Marlay Park	Mar-18	413	24.6	60.00%	1.60%	0.79	3.50%	1.40%	2.10%	2.16%	19.60%	59.70%
Milltown Park	Jun-18	409	24.1	65.00%	1.80%	1.04	3.54%	1.50%	2.05%	2.12%	18.00%	51.30%
Richmond Park	Jul-18	548	46.2	68.30%	2.00%	0.04	3.51%	1.53%	1.98%	2.03%	18.50%	50.80%
Sutton Park	Oct-18	408	24	66.70%	1.70%	1.87	3.57%	1.72%	1.85%	1.88%	17.70%	41.60%
Crosthwaite Park	Feb-19	516	33	64.70%	2.10%	4.21	3.58%	1.75%	1.83%	1.62%	13.80%	28.20%
Dunedin Park	Sep-19	408	25.3	52.90%	1.60%	2.81	3.59%	1.78%	1.81%	1.87%	12.40%	19.70%
Seapoint Park	Nov-19	405	21.6	70.50%	1.60%	2.89	3.58%	1.84%	1.74%	1.82%	16.70%	21.40%
Holland Park	Nov-19	428	39.1	72.10%	1.60%	2.87	3.60%	1.90%	1.70%	1.73%	11.10%	16.60%
Vesey Park	Apr-20	404	24.5	80.30%	1.90%	3.38	3.62%	1.97%	1.65%	1.71%	24.80%	25.90%
Avondale Park	Jun-20	284	18.7	63.00%	1.70%	2.05	3.61%	2.52%	1.10%	1.10%	16.30%	14.00%
Deer Park	Sep-20	344	20.5	71.90%	1.60%	2.29	3.56%	2.27%	1.30%	1.32%	8.40%	4.80%
Marino Park	Dec-20	324	17	71.40%	1.60%	2.55	3.73%	1.84%	1.89%	1.98%	n/a	n/a
Carysfort Park	Apr-21	406	25.1	80.70%	2.00%	4.08	3.67%	1.68%	2.00%	2.00%	n/a	n/a
Rockfield Park	Jul-21	404	24	80.00%	2.00%	4.04	n/a	n/a	n/a	n/a	n/a	n/a
USD CLO Income Note Investments												
Dorchester Park	Feb-15	\$ 385	\$ 44.5	67.00%	1.20%	0	3.60%	1.85%	1.76%	1.92%	16.50%	101.30%
Grippen Park ⁽²⁰⁾	Mar-17	611	29.8	50.10%	1.60%	0.8	3.90%	1.92%	1.98%	1.78%	14.70%	60.30%
Thayer Park ⁽²⁰⁾	May-17	525	27.4	50.10%	1.30%	4.8	3.74%	1.82%	1.92%	1.87%	16.00%	63.10%
Catskill Park ⁽²⁰⁾	May-17	1,029	56	51.60%	2.70%	0.8	3.81%	1.76%	2.05%	1.68%	15.10%	59.20%
Dewolf Park ⁽²⁰⁾	Aug-17	614	31.7	51.60%	1.70%	1.29	3.80%	1.90%	1.89%	1.83%	15.90%	57.60%
Gilbert Park ⁽²⁰⁾	Oct-17	1,022	51.8	50.80%	2.70%	1.3	3.84%	1.86%	1.97%	1.81%	16.20%	56.40%
Long Point Park ⁽²⁰⁾	Dec-17	611	29.5	50.10%	1.60%	1.55	3.81%	1.61%	2.19%	2.05%	20.80%	68.60%
Stewart Park ⁽²⁰⁾	Jan-18	874	92.2	50.10%	1.80%	1.51	3.81%	1.65%	2.16%	2.02%	14.20%	46.00%
Cook Park ⁽²⁰⁾	Apr-18	1,025	53.6	50.10%	2.90%	1.8	3.80%	1.53%	2.26%	2.13%	18.20%	54.90%
Fillmore Park	Jul-18	561	30.2	54.30%	1.80%	2.04	3.79%	1.71%	2.08%	1.92%	15.80%	42.70%
Harbor Park	Dec-18	715	39.7	50.10%	2.30%	2.56	3.82%	1.80%	2.02%	1.91%	16.10%	37.70%
Buckhorn Park	Mar-19	502	24.2	50.10%	1.40%	2.8	3.78%	2.16%	1.63%	1.49%	16.20%	33.70%
Niagara Park	Jun-19	453	22.1	50.10%	1.40%	3.05	3.81%	1.96%	1.86%	1.84%	15.70%	28.40%
Southwick Park ⁽²⁰⁾	Aug-19	503	26.1	59.90%	1.50%	3.06	3.82%	2.13%	1.70%	1.67%	17.00%	28.30%
Beechwood Park ⁽²⁰⁾	Dec-19	810	48.9	61.10%	2.70%	3.55	3.87%	2.17%	1.70%	1.62%	15.90%	21.10%
Allegany Park ⁽²⁰⁾	Jan-20	505	30.2	66.20%	1.80%	3.55	3.84%	2.13%	1.71%	1.64%	12.80%	16.20%
Harriman Park ⁽²⁰⁾	Apr-20	503	29.2	70.00%	1.90%	4.76	3.87%	1.81%	2.06%	1.72%	28.70%	28.70%
Cayuga Park ⁽²⁰⁾	Aug-20	393	22.9	72.00%	1.60%	2.05	3.83%	2.31%	1.52%	1.43%	23.90%	16.30%
Point Au Roche Park	Jun-21	457	26.5	61.20%	1.70%	5.05	3.99%	1.71%	n/a	n/a	n/a	n/a
Vertical Retention Investments												
Tallman Park ⁽²¹⁾	May-21	\$ 410	2.1	5.0%	0.2%	4.80	3.90%	1.69%	2.21%	n/a	n/a	n/a
US Warehouse Investments⁽¹⁹⁾												
	Initial Investment Date	Closing / [Expected Close] Date	Investment (€M) ⁽²²⁾	Investment (\$M) ⁽²²⁾	Current Loan Exposure (\$M) ⁽²³⁾	Current Asset Coupon	Current Liability Coupon	Net Interest Margin				
Peace Park Warehouse	May-21	[Sep-21]	€ 10.4	\$ 12.7	\$ 265.4	3.93%	1.25%	2.69%				
Redeemed CLOs												
	Vintage	Redemption Date	Deal Size (M)	Position Owned Prior To Redemption (M)	% of Tranche Prior To Redemption	Realised IRR ⁽²⁵⁾	Cumulative Distributions Through Last Payment Date ⁽¹⁸⁾					
Orwell Park ⁽²⁴⁾	2015	May-21	€ 303	€ 24.2	51.00%	13.42%	156.40%					
Stratus 2020-2 ⁽²⁰⁾⁽²⁴⁾	2020	Jun-21	\$ 261	\$ 24.2	100.00%	34.90%	125.20%					

Past performance is not necessarily indicative of future results. Future holdings and/or allocations may be subject to change.

Discrete Annual Performance^(3,4)

	30/06/2016 – 30/06/2017 –	30/06/2017 – 30/06/2018 –	30/06/2018 – 30/06/2019 –	30/06/2019 – 30/06/2020 –	30/06/2020 – 30/06/2021–
BGLF EURO NAV	7.21%	0.45%	14.18%	-1.27%	18.31%
European Loans	6.29%	2.12%	2.75%	-2.01%	9.52%
US Loans	7.49%	4.67%	4.15%	-2.27%	11.67%

Endnotes

BGLF does not pay any management or performance fees. The Adviser earns a management and performance fee on CLOs it manages in which BCF invests. CLO management fees are typically 0.5% per annum on the CLO assets. The Adviser rebates 20% of the CLO management fees it receives to BCF, pro-rata to CLO Income Notes in which BCF invests directly or indirectly. The Rollover Portfolio Manager shall not be entitled to any management fee or performance fee in relation to the performance of the services under the Rollover Portfolio Management Agreement. Capitalised terms used but not defined herein have the meanings assigned to them in the Company's Prospectus dated 23 November 2018.

- (1) Dividend Yield presented on an LTM basis, based on the last four dividends declared and the share price as of 30 June 2021. Please see the BGLF announcement on 22 January 2021 for more information. **The target dividend is a target only and not a profit forecast.** It should not be taken as an indication of BGLF's expected future performance or results. There is no guarantee that the target dividend can or will be achieved or can be continued if achieved. There may be other additional risks, uncertainties and factors that could cause the returns generated by BGLF to be materially lower than the target dividend. Accordingly, investors should not place any reliance on such target.
- (2) Bloomberg, as of 30 June 2021.
- (3) As calculated by BGLF's Administrator in accordance with the provisions of the BGLF Prospectus. Per share data based on final number of shares in the period. BGLP NAV per share is converted at the exchange rate of €1,0000:£0.8572 as of 30 June 2021. The exchange rate used by BGLF's Administrator may differ from that of Bloomberg and that used by the London Stock Exchange, which may result in a variation between BGLF's premium / discount to its NAV and BGLP's premium / discount to its NAV.
- (4) Credit Suisse: Leveraged Loan Index, Western European Leveraged Loan Index (hedged to EUR) as of 30 June 2021.
- (5) YTD and Monthly performance are non-annualised. Dividends are assumed to be reinvested at the NAV. **Past performance is not necessarily indicative of future results, and there can be no assurance that BGLF will achieve comparable results, will meet its target returns, achieve its investment objectives or be able to implement its investment strategy.** CLO Income Notes are valued by using the CLO Intrinsic Calculation Methodology, Rollover Assets are valued using the CLO Mark to Market Methodology, loan asset valuations are based on broker quotes received from Markit and bonds prices are provided by IDC. Further details of BCF's valuation policy can be found in the Company's annual accounts. Please refer to the below for important information, including information about performance results.
- (6) MTM refers to mark to model for EUR and US CLOs and mark to market for Directly Held Loans. Please refer to footnote above regarding valuation methodology.
- (7) BGLF Expenses includes the impact of cash.
- (8) The market value of Rollover Assets totaled €975,877, or 0.23% of BGLF NAV, as of 30 June 2021.
- (9) Credit Suisse Leveraged Loan Index; Western European Leveraged Loan Index (hedged to EUR); as of 30 June 2021.
- (10) The opinions expressed herein reflect the current opinions of Blackstone as of the date 30 June 2021 and do not constitute investment advice with respect to any investment or fund managed by Blackstone or any third-party, and are not intended to be a prediction of how any investments or financial markets will perform in the future.
- (11) LCD Global Databank, as of 30 June 2021. Data includes refinancing and reset activity.
- (12) Barclays CLO & Leveraged Loan Monthly Update June 2021.
- (13) Weighted average cost of capital ("WACC") calculation uses the coupon's spread component for each liability tranche and includes the full coupon on fixed rate tranches. Calculation excludes X-notes.
- (14) As of 30 June 2021. The realized IRR presented are net figures; they are calculated after fees and expenses and represent proceeds from investments that have been disposed. The Stratus CLO 2020-2 was redeemed within <10 months of closing. Due to the nature of how IRR is calculated, returns for the CLO likely are higher than they would be otherwise due to its limited operating history. The CLO's IRR benefited from the low average purchase price of assets in the portfolio.
- (15) Blackstone Corporate Funding DAC ("BCF") was incorporated in Ireland on 16 April 2014.
- (16) Portfolio data by Issuer, Industry, Country, Rating and Loan Price Bands are presented using the gross par amount of assets held directly and indirectly by BCF. Indirect asset holdings are held within CLOs BCF has invested in. The total par amount of all assets held within each CLO are included on a fully consolidated basis and added to those assets held directly by BCF. Portfolio holdings, Rating, Country, Industry and Loan Price Band distributions are subject to change and are not recommendations to buy or sell any security. CLO Note and CLO warehouse investments are excluded from all figures. Data calculated by Blackstone Credit.
- (17) Calculated on BCF's net assets as of 30 June 2021.
- (18) Data for EUR and US CLOs calculated based on data available on Intex as of 7 July 2021. Data for US CLO Warehouses and Directly Held Loans calculated by Blackstone Credit. Leverage is calculated to be 4:1 for US CLO Warehouses and 2:1 for Directly Held Loans.
- (19) US CLO Warehouses may have an additional third party first loss provider invested alongside of BCF.
- (20) Position as a percent of tranche represents the percentage ownership of Blackstone CLO Management LLC ("BCM"), in which BCF is invested and owns 100% of Series 2 and Series 3 of BCM through its PPN investment in BCM. On 1 July 2020, Blackstone / GSO US Corporate Funding Ltd. ("BGUCF") was merged into the BCM, at which time 86.02%, the BCM's ownership of BGUCF, of each asset was transferred to BCM. As this resulted in BCM holding less than the majority of certain CLO positions, BGM has since purchased a small amount of these CLOs in order to maintain a majority economic position in each CLO investment.
- (21) The vertical retention investment in Tallman Park CLO is financed by a repurchase agreement. BCF owns 5% of each tranche (including equity). The total position owned is reflective of the gross exposure less the financed amount.

Endnotes (cont'd)

- 22) Warehouse Investment is calculated as the cumulative trade date USD proceeds and equivalent EUR proceeds utilised to fund each warehouse.
- 23) The Current Loan Exposure for the CLO Warehouse Investments is reflected on a trade date basis while the Investment amount is reflected on a settlement date basis.
- 24) Orwell Park equity is in the process of being redeemed. The residual position is reflective of one remaining equity distribution to be made. Stratus 2020-2 equity is also in the process of being redeemed. The equity will be fully redeemed once all accrued interest been received and distributed. Distributions include return of principal.
- 25) Realised IRRs are reflective of distributions made to equity holders to date based on data available on Intex as of 7 July 2021. Orwell Park realised IRR is inclusive of fee rebates received. Stratus 2020-2 does not receive a fee rebate.

Key risk factors as determined by the entities distributing this communication

All investments are subject to risk, including the loss of the principal amount invested. Past performance is not necessarily indicative of future results, and there can be no assurance that BGLF will achieve comparable results, will meet its target returns, achieve its investment objectives or be able to implement its investment strategy. All investments to be held by BGLF involve a substantial degree of risk, including the risk of total loss. The value of shares and the income from them is not guaranteed and can fall as well as rise due to stock market and currency movements. When you sell your investment you may get back less than you originally invested. You should always seek expert legal, financial, tax and other professional advice before making any investment decision.

Material changes impacting the Company's business. Material changes affecting global debt and equity capital markets may have a negative effect on the Company's business, financial condition, results of operations, NAV and/or the market price of the Shares. Unexpected volatility, illiquidity, governmental action, currency devaluation or other events in the global markets could impair the value of the Company's investments and could cause some or all of the Company's investments to incur substantial losses.

Investment strategy risk. Market factors may result in the failure of the investment strategy. Strategy-specific losses may result from excessive concentration by multiple market participants in the same investment or general economic or other events that adversely affect particular strategies (for example the disruption of historical pricing relationships). The investment strategy employed by the Company is speculative and involves substantial risk of loss in the event of a failure or deterioration in the financial markets.

Risks associated with fully subordinated investments. The Company is exposed to the most subordinated tranche of a CLO and all payments of principal and interest on such CLO income notes are fully subordinated. In addition, investments in loan warehouses are expected to be the most subordinated tranche of debt issued in the loan warehouse. CLO income notes and certain investments in loan warehouses are volatile, and Interest and principal payments in respect of such investments are based on residual amounts available, if any, to make such payments, and accordingly interest and principal payments payable on such instruments are not fixed.

Nature of the loans and bonds. The CLOs in which the Company is invested will commonly invest in a portfolio of loans and bonds consisting at the time of acquisition of senior secured obligations, unsecured senior loans, second lien loans, mezzanine obligations and high yield bonds, as well as certain other investments, all of which will have greater credit and liquidity risk than investment grade sovereign or corporate bonds or loans. The lower rating of below investment grade collateral reflects a greater possibility that adverse changes in the financial condition of an obligor or in general economic conditions or both may impair the ability of the relevant obligor, as the case may be, to make payments of principal or interest. Such investments may be speculative.

Discount to NAV. The Shares may trade at a discount to the Net Asset Value per Share (of the relevant class) and shareholders may be unable to realise their Shares on the market at the Net Asset Value per Share (of the relevant class) or at any other price. The discount may arise for a variety of reasons, including due to market or economic conditions or to the extent investors undervalue the Underlying Companies.

Valuation Risk. The Company's investments may be difficult to value accurately and, as a result, the Company may be subject to valuation risk. The Company is entitled to rely, without independent investigation, upon pricing information and valuations furnished by third parties, including pricing services and valuation sources.

Conflicts of Interest. There may be occasions when the Company and their affiliates will encounter potential conflicts of interest in connection with Blackstone's activities including, without limitation, the allocation of investment opportunities, relationships with Blackstone and its affiliates' investment banking and advisory clients, and the diverse interests of investors.

Epidemics/Pandemics. Certain countries have been susceptible to epidemics which may be designated as pandemics by world health authorities, most recently COVID-19. The outbreak of such epidemics, together with any resulting restrictions on travel or quarantines imposed, has had and will continue to have a negative impact on the economy and business activity globally (including in the countries in which the Company invest), and thereby is expected to adversely affect the performance of the Company's Investments. Furthermore, the rapid development of epidemics could preclude prediction as to their ultimate adverse impact on economic and market conditions, and, as a result, presents material uncertainty and risk with respect to the Company and the performance of its Investments.

Blackstone undertakes no obligation to publicly update or review any forward-looking statement, whether as a result of new information, future developments or otherwise.

Highly Competitive Market for Investment Opportunities. The activity of identifying, completing and realising attractive investments is highly competitive, and involves a high degree of uncertainty. There can be no assurance that the Company, through its investment in BCF, will be able to locate, consummate and exit investments that satisfy its objectives or realise upon their values or that the Company will be able to fully invest its capital. There is no guarantee that investment opportunities will be allocated to BCF, and in turn the Company, and/or that the activities of Blackstone's other funds will not adversely affect the interests of such Company.

Material, Non-Public Information. In connection with other activities of Blackstone, certain Blackstone personnel may acquire confidential or material non-public information or be restricted from initiating transactions in certain securities, including on a Company's behalf. As such, the Company may not be able to initiate a transaction or sell an investment. In addition, policies and procedures maintained by Blackstone to deter the inappropriate sharing of material non-public information may limit the ability of Blackstone personnel to share information with personnel in Blackstone's other business groups, which may ultimately reduce the positive synergies expected to be realised by the Company as part of the broader Blackstone investment platform.

Key risk factors as determined by the entities distributing this communication (cont'd)

No Assurance of Investment Return. Prospective investors should be aware that an investment in the Company is speculative and involves a high degree of risk. There can be no assurance that the Company will achieve comparable results, implement its investment strategy, achieve its objectives or avoid substantial losses or that any expected returns will be met. The Company's performance may be volatile. An investment should only be considered by qualified investors who can afford to lose all or a substantial amount of their investment. The Company's fees and expenses may offset or exceed its profits.

Reliance on Key Management Personnel. The success of the Company will depend, in large part, upon the skill and expertise of certain Blackstone professionals. In the event of the death, disability or departure of any key Blackstone professionals, the business and the performance of the Company may be adversely affected.

Please refer to the BGLF prospectus and most recent annual or interim reports for additional information on risk factors.

Important Disclosure Information

Important notice in relation to Blackstone Loan Financing Limited ("The Company" or "BGLF"):

This document has been issued by Blackstone Loan Financing Limited (the "Company"), and should not be taken as an inducement to engage in any investment activity and is for the purpose of providing information about the Company. This document does not constitute or form part of, and should not be construed as, any offer for sale or subscription of, or solicitation of any offer to buy or subscribe for, any share in the Company or securities in any other entity, in any jurisdiction, including the United States, Canada, Japan or South Africa nor shall it, or any part of it, or the fact of its distribution, form the basis of, or be relied on in connection with, any contract or investment decision whatsoever, in any jurisdiction.

This document, and the information contained therein, is not for viewing, release, distribution or publication in or into the United States, Canada, Japan, South Africa or any other jurisdiction where applicable laws prohibit its release, distribution or publication, and will not be made available to any national, resident or citizen of the United States, Canada, Japan or South Africa. The distribution of this document in other jurisdictions may be restricted by law and persons into whose possession this document comes must inform themselves about, and observe, any such restrictions. Any failure to comply with the restrictions may constitute a violation of the federal securities law of the United States and the laws of other jurisdictions.

The Company is a Jersey registered alternative investment fund, and it is regulated by the Jersey Financial Services Commission as a 'listed fund' under the Collective Investment Funds (Jersey) Law 1988 (the "Funds Law") and the Jersey Listed Fund Guide published by the Jersey Financial Services Commission. The Jersey Financial Services Commission is protected by the Funds Law against liability arising from the discharge of its functions thereunder. This document is an advertisement for the purposes of the Financial Services (Advertising) (Jersey) Order 2008, and it has not been approved by the Jersey Financial Services Commission. No liability whatsoever (whether in negligence or otherwise) arising directly or indirectly from the use of this document is accepted and no representation, warranty or undertaking, express or implied, is or will be made by the Company, or any of their respective directors, officers, employees, advisers, representatives or other agents ("Agents") for any information or any of the opinions contained herein or for any errors, omissions or misstatements. None of the Agents makes or has been authorised to make any representation or warranties (express or implied) in relation to the Company or as to the truth, accuracy or completeness of this document, or any other written or oral statement provided.

Although the portfolio reflected in this document (the "Portfolio") is consistent with the investment strategy of the Company, there is no guarantee that the portfolio acquired will be identical to the make-up of the Portfolio. Moreover, the future investments to be made by the Company may differ substantially from the investments included in the Portfolio. Therefore, the Portfolio parameters, industry concentration, rating concentration, spread distribution and other factors related to the Portfolio could all be materially different than those of the future portfolio acquired by the Company.

Important notice from the entities distributing this communication:

If communicated in Belgium, Denmark, Finland, the Republic of Ireland, Lichtenstein or Norway, to per se Professional Clients or Eligible Counterparties for the purposes of the European Union Markets in Financial Instruments Directive (Directive 2014/65/EU) and the Glossary to the UK Financial Conduct Authority Handbook, or in the UK, this communication is made by The Blackstone Group International Partners LLP ("BGIP") of 40 Berkeley Square, London, W1J 5AL (registration number OC352581), which is authorised and regulated by the Financial Conduct Authority (firm reference number 520839) in the United Kingdom and which maintains appropriate licences in other relevant jurisdictions.

If communicated in any other state of the European Economic Area or to elective Professional Clients for the purposes of the European Union Markets in Financial Instruments Directive (Directive 2014/65/EU) this communication is made by Blackstone Europe Fund Management S.à r.l. ("BEFM") of 2-4 Rue Eugène Ruppert, L-2453, Luxembourg (registration number B212124), which is authorised by the Luxembourg Commission de Surveillance du Secteur Financier (reference number A00001974).

This communication is intended only for the person to whom it has been sent and should not be distributed to retail clients. The content of this communication should not be construed as legal, tax or investment advice.

In the United Kingdom, this document may only be distributed and shares, interests or units in the relevant fund may only be offered to and are only directed at professional investors within the meaning of Article 2(1) of the UK Alternative Investment Fund Managers Regulations 2013. So far as relevant, the only clients of BGIP are its affiliates. No investor or prospective investor is a client of BGIP and BGIP is not responsible for providing them with the protections afforded to clients.

In relation to each member state of the EEA (each a "Member State") which has implemented the Alternative Investment Fund Managers Directive (Directive (2011/61/EU)) (the "AIFMD"), this document may only be distributed and shares, interests or units in the relevant fund may only be offered or placed in a Member State to the extent that: (1) the fund is permitted to be marketed to professional investors in the relevant Member State in accordance with AIFMD (as implemented into the local law/regulation of the relevant Member State); or (2) this document may otherwise be lawfully distributed and the shares, interests or units may otherwise be lawfully offered or placed in that Member State (including at the exclusive initiative of the investor).

This material and any other offering materials are exclusively for use by persons who are Professional Clients or Eligible Counterparties for the purposes of the European Markets in Financial Instruments Directive (Directive 2014/65/EU) and must not be distributed to retail clients.

Contacts

Company Secretary	Adviser
BNP Paribas Securities Services S.C.A., Jersey Branch IFC1, The Esplanade St. Helier, Jersey, JE1 4BP, Channel Islands	Blackstone Ireland Limited Alex Leonard David Cunningham Robert Zable Jane Lee +353 (1) 436 0113 +353 (1) 436 0122 +1 212 503 6980 +44 207 758 9048