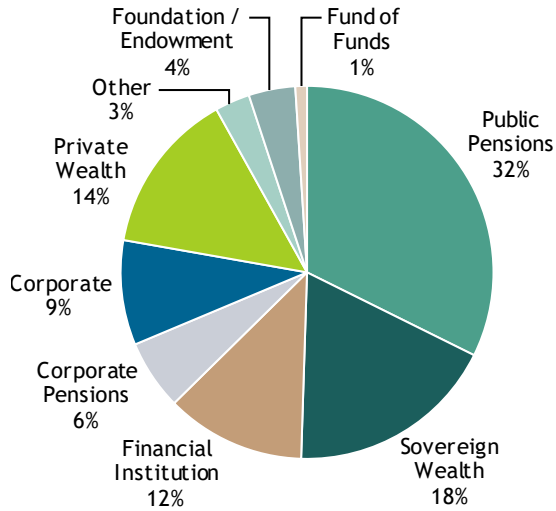


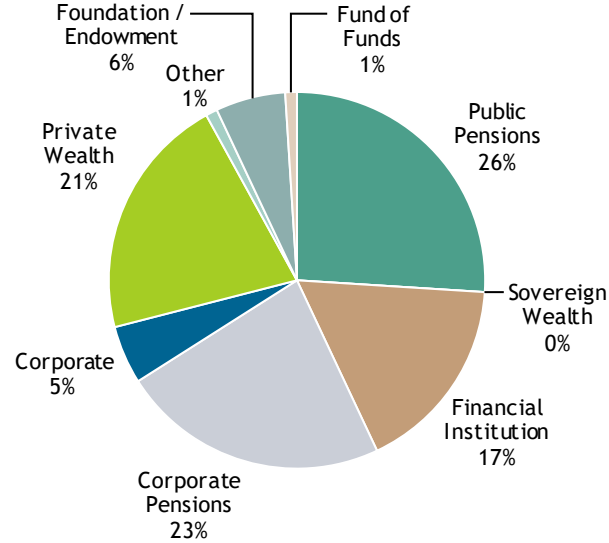
## Investors by Type

Global

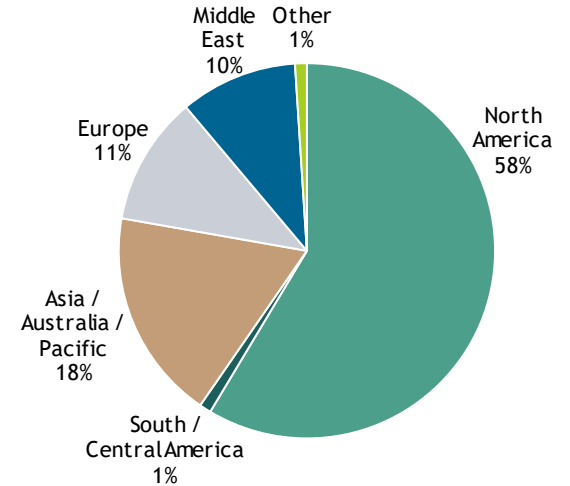


## Investors by Type

UK<sup>(1)</sup>



## Investor Global Geographic Mix



Note: As of June 30, 2020. Statistics based on cumulative capital raised. Totals may not sum to 100 due to rounding. There is no assurance that any Blackstone fund will be able to effectively implement its investment objectives or that asset allocations for any client or future client will be met.

(1) The UK accounted for 27% of Europe and 3% of global breakout.