

# Blackstone / GSO Loan Financing Limited (“BGLF”) – C Share (“BGLC”)

Blackstone

March 2019

Adviser: Blackstone / GSO Debt Funds Management Europe Limited

Rollover Portfolio Manager: GSO / Blackstone Debt Funds Management LLC

An investor should consider the investment objective, risks, and charges and expenses of BGLF (also, the “Company”) carefully before investing. The prospectus contains this and other information about the Company and may be obtained at [www.blackstone.co/bglf](http://www.blackstone.co/bglf). The prospectus should be read carefully before investing.

## BGLF Objective

- BGLF’s investment objective is to provide shareholders with stable and growing income returns, and to grow the capital value of its investment portfolio by exposure to European and U.S. floating rate senior secured loans and bonds, both directly and indirectly. The Company achieves its investment objective solely through its investment in Blackstone / GSO Corporate Funding (“BGCF”), which is an investor in global floating rate senior secured loans.
- Specifically with relation to the C Shares, until the Rollover Assets have been realised and the proceeds substantially invested in BGCF, holders of BGLF C Shares will retain investment exposure to any Rollover Assets held by BGLF.
- BGCF funds its investment in European and U.S. loans using a variety of funding sources, including equity capital, its 3-year syndicated financing facility, notes issued to the Company, and non-recourse leverage obtained from retaining Income Notes in collateralised loan obligations (“CLOs”) that BGCF has established.

17.2%

BGLC Dividend Yield<sup>2</sup>

€77.0M

BGLC Net Assets

€63.4M

BGLC Market Capitalisation<sup>3</sup>

16.4%

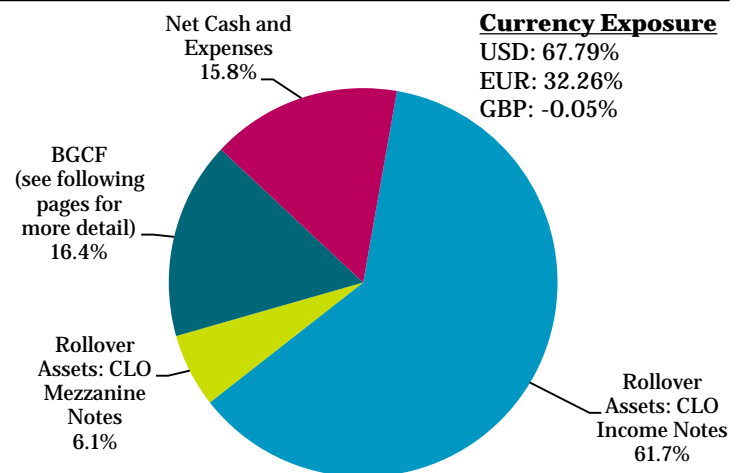
Invested in BGCF

## Share Data and Performance<sup>4</sup>

	March Return	YTD Return
BGLC Euro NAV	2.14%	2.28%
BGLC Euro Price	1.50%	-3.21%
European Loans	-0.07%	1.85%
U.S. Loans	-0.12%	3.55%

	NAV / Share <sup>6</sup>	Share Price <sup>3</sup>	Premium / (Discount)	Dividend Yield <sup>2</sup>
BGLC	€0.5769	€0.4750	(17.67%)	17.22%
BGLF	€0.9101	€0.8425	(7.42%)	11.87%
BGLP	£0.7832	£0.7150	(8.71%)	12.04%

## C Share Asset Allocation<sup>5</sup>



Investment	Manager	% NAV	Investment	Manager	% NAV
APID 2013-14A INC	Apidos Capital Mgmt	0.01%	JPARK 2016-1A SUB	GSO / Blackstone Debt Funds Mgmt	2.66%
APID 2014-18A SUB	Apidos Capital Mgmt	0.00%	MAGNE 2014-9A SUB	BlackRock	0.63%
APID 2016-24A SUB	Apidos Capital Mgmt	0.60%	MAGNE 2014-11A SUB	BlackRock	3.26%
Ares 2013-3X SUB	Ares Capital Mgmt	5.50%	MAGNE 2016-18A SUB	BlackRock	2.25%
BNPIP 2014-1X D	BNP Paribas Asset Mgmt	2.90%	NEUB 2013-14A SUB	Neuberger Berman	0.56%
BNPIP 2014-1X E	BNP Paribas Asset Mgmt	3.23%	NEUB 2013-14X SUB	Neuberger Berman	1.10%
BOWPK 2014-1A SUB	GSO / Blackstone Debt Funds Mgmt	0.27%	NEUB 2013-15X SUB	Neuberger Berman	0.42%
BURNH 2016-1A SUB	GSO / Blackstone Debt Funds Mgmt	0.61%	NEUB 2014-17X SUB	Neuberger Berman	3.85%
CATSK 2017-1A SUB	GSO / Blackstone Debt Funds Mgmt	7.50%	NEUB 2016-23A SUB	Neuberger Berman	0.73%
CGMS 2013-3A SUB	The Carlyle Group	0.84%	NEUB 2016-23A SUBF	Neuberger Berman	0.02%
CGMS 2015-1A SUB	The Carlyle Group	2.27%	Rampart CLO 2007-1A SUB	Apollo Capital Mgmt	0.16%
DRSLF 2015-41X SUB	Prudential Investment Mgmt	2.06%	TPARK 2016-1A SUB	GSO / Blackstone Debt Funds Mgmt	6.67%
DRSLF 2016-43A SUB	Prudential Investment Mgmt	1.28%	TRMPK 2015-1A SUB	GSO / Blackstone Debt Funds Mgmt	0.64%
DORPK 2015-1X SUB	GSO / Blackstone Debt Funds Mgmt	1.36%	VOYA 2015-2X SUB	VOYA Alternative Asset Mgmt	3.18%
GRNPK 2018-1X SUB	GSO / Blackstone Debt Funds Mgmt	1.96%	WPARK 2015-1X SUB	GSO / Blackstone Debt Funds Mgmt	3.46%
HLM 3A-2014 SUB	Highbridge Principal Strategies	3.34%	BGCF		16.40%
HLM 10A-16 SUB	Highbridge Principal Strategies	4.46%	Net Cash and Expenses		15.81%

# Blackstone / GSO Loan Financing Limited (“BGLF”) – C Shares

Blackstone

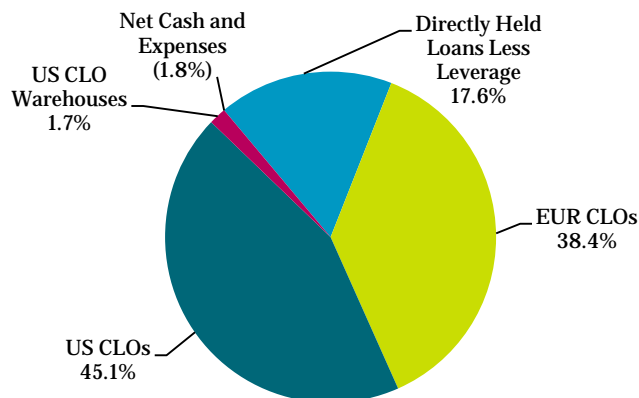
March 2019

Please note that the data included on pages 2 and 3 relate to BGCF, which, as of 31 March 2019, comprised 16.4% of BGLC’s portfolio.

## BGCF Portfolio Snapshot<sup>7</sup>

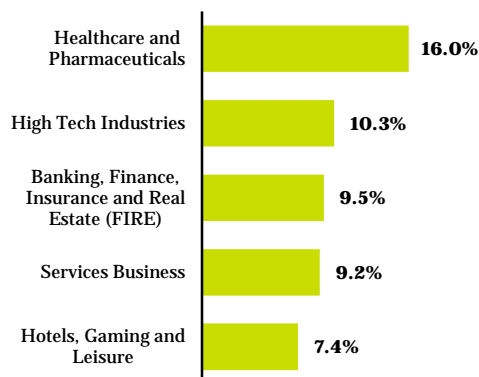
BGCF Portfolio Assets <sup>7</sup>	Current WA Asset Coupon	Current WA Liability Cost	WA Leverage	WA Remaining CLO Reinvestment Periods (“RP”)
EUR CLOs	3.66%	1.61%	8.5x	2.2 Yrs
US CLOs	5.99%	4.32%	8.8x	3.6 Yrs
US CLO Warehouses	6.08%	3.75%	4.0x	n/a
Directly Held Loans	3.67%	1.45%	2.5x	n/a
<b>Total Portfolio</b>	<b>4.72%</b>	<b>2.81%</b>	<b>7.6x</b>	<b>3.0 Yrs</b>

## BGCF Asset Allocation<sup>8</sup>

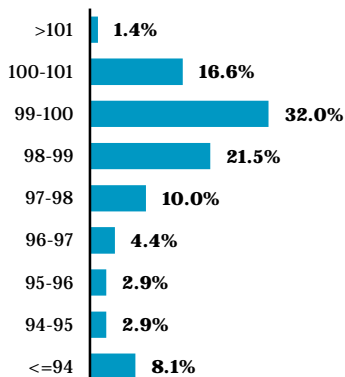


## BGCF Look Through Summary<sup>9</sup>

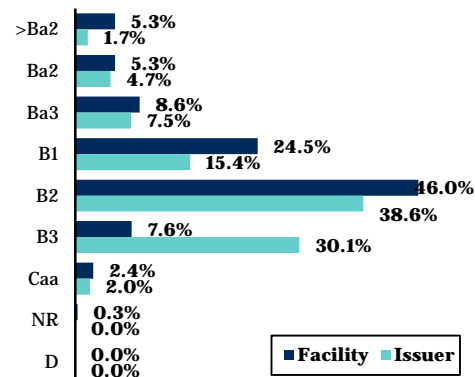
### Top 5 Industry Allocations



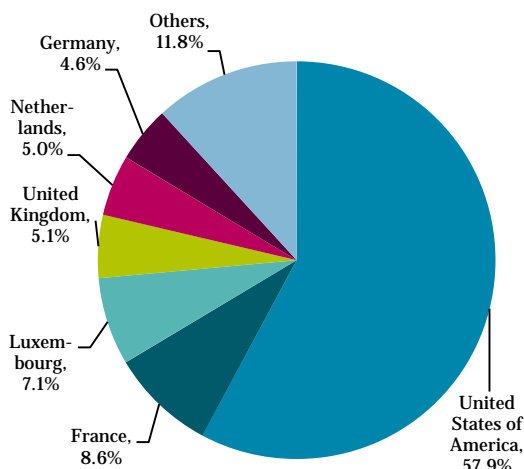
### Asset Price Bands



### Moody’s Rating Distribution



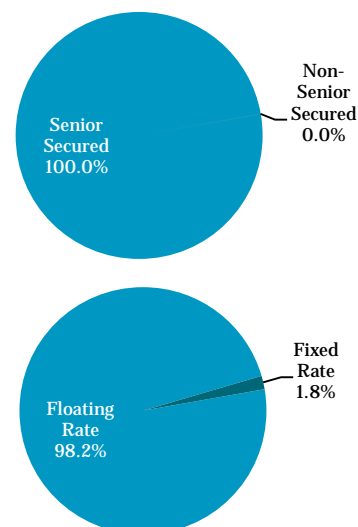
### Country Allocations



### Top 10 Issuers

Issuer	Sector	Weight
Refinitiv	Services Business	1.1%
Euro Garages	Retail	1.1%
Paysafe	Banking, Finance, Ins., RE	1.1%
Amaya Gaming	Hotels, Gaming and Leisure	1.0%
BMC Software	High Tech Industries	0.9%
Numericable	Media, Broadcasting, Sub.	0.9%
Ziggo	Media, Broadcasting, Sub.	0.8%
AkzoNobel	Chemicals, Plastics, Rubber	0.8%
Wind	Telecommunications	0.8%
Avantor	Healthcare and Pharmaceuticals	0.7%
<b>Top 10 Total</b>		<b>9.1%</b>

### Total Number of Issuers: 678



# Blackstone / GSO Loan Financing Limited (“BGLF”) – C Shares

Blackstone

March 2019

BGCF CLO Income Note Investments <sup>7</sup>	Closing Date	EUR / USD	Deal Size (mm)	Position Owned (mm)	% of Tranche	% of BGCF NAV	RP Remaining	Current Asset Coupon	Current Liability Cost	Net Interest Margin	NIM 3M Prior	Distributions Through Last Payment Date <sup>7</sup>	Ann.	Cum.
Phoenix Park	Jul-14	EUR	€ 418	€ 23.3	51.4%	1.7%	4.08	3.59%	1.77%	1.81%	1.81%	15.7%	71.1%	
Sorrento Park	Oct-14	EUR	€ 517	€ 29.5	51.8%	1.8%	0.00	3.66%	1.45%	2.21%	2.23%	17.2%	74.6%	
Castle Park	Dec-14	EUR	€ 415	€ 37.0	80.4%	2.6%	0.00	3.66%	1.53%	2.13%	2.17%	17.3%	70.4%	
Dorchester Park	Feb-15	USD	\$ 533	\$ 48.5	73.0%	2.9%	1.06	5.97%	4.18%	1.79%	1.89%	16.6%	64.6%	
Dartry Park	Mar-15	EUR	€ 411	€ 22.8	51.1%	1.5%	0.08	3.63%	1.63%	2.00%	2.02%	15.3%	59.1%	
Orwell Park	Jun-15	EUR	€ 415	€ 24.2	51.0%	1.8%	0.30	3.72%	1.44%	2.29%	2.29%	16.4%	59.6%	
Tymon Park	Dec-15	EUR	€ 414	€ 22.7	51.0%	2.0%	0.81	3.69%	1.31%	2.38%	2.36%	15.3%	47.5%	
Elm Park	May-16	EUR	€ 558	€ 31.9	56.1%	3.2%	1.04	3.67%	1.37%	2.29%	2.30%	12.4%	32.8%	
Griffith Park	Sep-16	EUR	€ 459	€ 29.0	59.5%	2.3%	4.14	3.67%	1.82%	1.86%	1.85%	10.4%	25.6%	
Clarinda Park	Nov-16	EUR	€ 415	€ 23.1	51.2%	1.6%	1.63	3.72%	2.03%	1.69%	1.68%	11.1%	24.9%	
Grippen Park	Mar-17	USD	\$ 611	\$ 35.6	60.0%	2.4%	3.06	5.95%	4.49%	1.46%	1.55%	13.4%	24.8%	
Palmerston Park	Apr-17	EUR	€ 415	€ 28.0	62.2%	2.2%	2.05	3.64%	1.74%	1.91%	1.91%	14.3%	25.3%	
Thayer Park <sup>10</sup>	May-17	USD	\$ 515	\$ 29.8	54.6%	1.9%	3.06	5.98%	4.52%	1.46%	1.56%	18.0%	30.2%	
Catskill Park <sup>10</sup>	May-17	USD	\$ 1,029	\$ 65.1	60.0%	4.1%	3.06	5.97%	4.49%	1.48%	1.59%	16.9%	28.3%	
Clontarf Park	Jul-17	EUR	€ 414	€ 29.0	66.9%	2.3%	2.35	3.61%	1.58%	2.03%	2.01%	14.6%	22.9%	
Dewolf Park <sup>10</sup>	Aug-17	USD	\$ 614	\$ 36.9	60.0%	2.6%	3.54	6.03%	4.51%	1.52%	1.68%	17.0%	23.5%	
Gilbert Park <sup>10</sup>	Oct-17	USD	\$ 1,022	\$ 60.2	59.0%	4.3%	3.55	6.02%	4.47%	1.55%	1.72%	17.5%	21.5%	
Willow Park	Nov-17	EUR	€ 412	€ 23.4	60.9%	2.2%	3.29	3.61%	1.58%	2.03%	2.04%	17.7%	20.0%	
Long Point Park <sup>10</sup>	Dec-17	USD	\$ 611	\$ 33.4	56.9%	2.5%	3.80	6.07%	4.20%	1.87%	2.02%	25.5%	26.9%	
Stewart Park <sup>10</sup>	Jan-18	USD	\$ 878	\$ 126.9	69.0%	3.5%	3.76	5.99%	4.25%	1.74%	1.89%	17.3%	17.2%	
Marlay Park	Mar-18	EUR	€ 413	€ 24.6	60.0%	2.3%	3.04	3.62%	1.40%	2.22%	2.24%	18.8%	15.1%	
Greenwood Park <sup>10</sup>	Mar-18	USD	\$ 1,075	\$ 63.6	59.1%	4.8%	4.05	6.01%	4.16%	1.85%	2.02%	21.3%	18.4%	
Cook Park <sup>10</sup>	Apr-18	USD	\$ 1,025	\$ 60.0	56.1%	4.6%	4.05	5.98%	4.12%	1.86%	2.04%	22.5%	17.4%	
Milltown Park	Jun-18	EUR	€ 411	€ 24.1	65.0%	2.5%	3.29	3.65%	1.49%	2.16%	2.16%	19.7%	11.7%	
Fillmore Park	Jul-18	USD	\$ 561	\$ 30.2	54.3%	2.7%	4.29	5.98%	4.30%	1.68%	1.93%	15.9%	7.3%	
Richmond Park	Jul-18	EUR	€ 549	€ 46.2	68.3%	2.9%	2.29	3.64%	1.53%	2.10%	2.12%	17.0%	8.5%	
Myers Park	Sep-18	USD	\$ 510	\$ 26.8	51.0%	2.5%	4.56	6.02%	4.14%	1.87%	1.73%	n/a	n/a	
Sutton Park	Oct-18	EUR	€ 409	€ 25.0	69.4%	2.5%	4.12	3.58%	1.72%	1.86%	1.99%	n/a	n/a	
Harbor Park	Dec-18	USD	\$ 716	\$ 43.6	55.0%	3.9%	4.81	5.98%	4.44%	1.54%	1.79%	n/a	n/a	
Crothwaite Park	Feb-19	EUR	€ 513	€ 34.0	66.7%	3.0%	4.46	3.77%	2.00%	1.76%	n/a	n/a	n/a	
Buckhorn Park	Mar-19	USD	\$ 502	\$ 29.0	60.0%	2.5%	5.05	5.95%	4.43%	1.52%	n/a	n/a	n/a	

BGCF CLO Warehouse Investments <sup>11</sup>	Initial Investment Date	Closing Date / [Expected Closing Date]	Investment (€mm)	Investment (\$mm)	Current Loan Exposure (\$mm) <sup>12</sup>	Current Asset Coupon	Current Liability Coupon	Net Interest Margin
Southwick Park	Dec-18	[2Q 2019]	€ 13.2	\$ 15.0	\$ 123.4	6.07%	3.75%	2.32%
Beechwood Park	Mar-19	[2Q 2019]	€ 2.2	\$ 2.5	\$ 31.4	6.15%	3.75%	2.40%

# Important Disclosure Information and Risk Factors

Blackstone

March 2019

## Contacts

### Company Secretary:

BNP Paribas Securities Services S.C.A., Jersey Branch  
IFCI  
The Esplanade  
St. Helier  
Jersey, JE1 4BP, Channel Islands

### Adviser:

Blackstone / GSO Debt Funds Management Europe Limited  
Alex Leonard +353 1 436 0113  
David Cunningham +353 1 436 0122  
Jane Lee +1 212 503 2151  
Robert Zable +1 212 503 6980

### Endnotes

BGLF does not pay any management or performance fees. The Rollover Portfolio Manager shall not be entitled to any management fee or performance fee in relation to the performance of the services under the Rollover Portfolio Management Agreement. The Adviser earns a management and performance fee on CLOs it manages in which BGCF invests. CLO management fees are typically 0.5% per annum on the CLO assets. The Adviser rebates 20% of the CLO management fees it receives to BGCF, pro-rata to CLO Income Notes in which BGCF invests directly or indirectly. Capitalised terms used but not defined herein have the meanings assigned to them in the Company's Prospectus dated 23 November 2018.

1. Blackstone / GSO Corporate Funding DAC ("BGCF") was incorporated in Ireland on 16 April 2014.
2. BGLC's Dividend Yield is an annualised rate based on the initial dividend declared on 22 January 2019. The 12 month Dividend Yield for BGLF and BGLP is based on last four quarterly dividends declared. Share price data is as at the end of the respective month.
3. Bloomberg, as of 31 March 2019.
4. BGLC YTD return from 7 January 2019; European and US Loan YTD returns from 4 January 2019 as daily returns are not available for European loans. Credit Suisse: Leveraged Loan Index, Western European Leveraged Loan Index (hedged to EUR), as of 31 March 2019. YTD and Monthly performance are non-annualised. Dividends are assumed to be reinvested at the NAV. Past performance is not necessarily indicative of future results, and there can be no assurance that BGLF will achieve comparable results, will meet its target returns, achieve its investment objectives or be able to implement its investment strategy. CLO Income Notes are valued by Refinitiv using their CLO Mark to Market Methodology. Further details of BGCF's valuation policy can be found in the fund's annual accounts. Please refer to the "Important Disclosure Information" section of this document for important information, including information about performance results.
5. Calculated on BGLC's net assets.
6. As calculated by BGLF's Administrator in accordance with the provisions of the BGLF Prospectus. Per share data based on final number of shares in the period. BGLP NAV per share is converted at the exchange rate of €1.0000:£0.8606 as at 31 March 2019. The exchange rate used by BGLF's Administrator may differ from that of Bloomberg and that used by the London Stock Exchange, which may result in a variation between BGLF's premium/discount to its NAV and BGLP's premium/discount to its NAV.
7. Data for EUR and US CLOs calculated based on data available on Intex as of 11 April 2019. Data for US CLO Warehouses and Directly Held Loans calculated by GSO. Leverage is assumed to be 4:1 for US CLO Warehouses and 2:1 for Directly Held Loans. Stewart Park CLO and Dorchester Park CLO excluded from US CLO leverage calculation.
8. Calculated on BGCF's net assets.
9. Portfolio data by Issuer, Industry, Country, Rating and Loan Price Bands are presented using the gross par amount of assets held directly and indirectly by BGCF. Indirect asset holdings are held within CLOs BGCF has invested in. The total par amount of all assets held within each CLO are included on a fully consolidated basis and added to those assets held directly by BGCF. Portfolio holdings, Rating, Country, Industry and Loan Price Band distributions are subject to change and are not recommendations to buy or sell any security. CLO Note and CLO warehouse investments are excluded from all figures. Data calculated by GSO.
10. Position as a percent of tranche represents the percentage ownership of the U.S. MOA, of which BGCF is invested. BGCF's ownership of the U.S. MOA was 86.02%.
11. U.S. CLO Warehouses may have an additional third party first loss provider invested alongside of BGCF.
12. The Current Loan Exposure for the CLO Warehouse Investments is reflected on a trade date basis while the Investment amount is reflected on a settlement date basis.

### Any reference herein to future returns or distributions is a target and not a forecast and there can be no guarantee or assurance that it will be achieved.

This document has been issued by Blackstone / GSO Loan Financing Limited (the "Company"), and should not be taken as an inducement to engage in any investment activity and is for the purpose of providing information about the Company. This document does not constitute or form part of, and should not be construed as, any offer for sale or subscription of, or solicitation of any offer to buy or subscribe for, any share in the Company or securities in any other entity, in any jurisdiction, including the United States, Canada, Japan or South Africa nor shall it, or any part of it, or the fact of its distribution, form the basis of, or be relied on in connection with, any contract or investment decision whatsoever, in any jurisdiction.

This document, and the information contained therein, is not for viewing, release, distribution or publication in or into the United States, Canada, Japan, South Africa or any other jurisdiction where applicable laws prohibit its release, distribution or publication, and will not be made available to any national, resident or citizen of the United States, Canada, Japan or South Africa. The distribution of this document in other jurisdictions may be restricted by law and persons into whose possession this document comes must inform themselves about, and observe, any such restrictions. Any failure to comply with the restrictions may constitute a violation of the federal securities law of the United States and the laws of other jurisdictions.

The shares issued and to be issued by the Company (the "Shares") have not been and will not be registered under the US Securities Act of 1933, as amended (the "Securities Act"), or with any securities regulatory authority of any state or other jurisdiction of the United States. The Shares may not be offered, sold, resold, pledged, delivered, distributed or otherwise transferred, directly or indirectly, into or within the United States, or to, or for the account or benefit of, US persons (as defined in Regulation S under the Securities Act). No public offering of the Shares is being made in the United States.

The Company has not been and will not be registered under the US Investment Company Act of 1940, as amended (the "Investment Company Act") and, as such, holders of the Shares will not be entitled to the benefits of the Investment Company Act. No offer, sale, resale, pledge, delivery, distribution or transfer of the Shares may be made except under circumstances that will not result in the Company being required to register as an investment company under the Investment Company Act. Neither the U.S. Securities and Exchange Commission (the "SEC") nor any state securities commission has approved or disapproved of the Shares or passed upon or endorsed the merits of the offering of the Shares or the adequacy or accuracy of the Prospectus. Any representation to the contrary is a criminal offence in the United States. In addition, the Shares are subject to restrictions on transferability and resale in certain jurisdictions and may not be transferred or resold except as permitted under applicable securities laws and regulations. Investors may be required to bear the financial risks of their investment in the Shares for an indefinite period of time. Any failure to comply with these restrictions may constitute a violation of the securities laws of any such jurisdictions.

This document is directed only at: (i) persons having professional experience in matters relating to investments who fall within the definition of "investment professionals" in Article 19(5) of the Financial Services and Markets Act 2000 (Financial Promotion) Order 2005; or (ii) high net worth bodies corporate, unincorporated associations and partnerships and trustees of high value trusts as described in Article 49(2) of the Financial Services and Markets Act 2000 (Financial Promotion) Order 2005 and persons who receive this document who do not fall within (i) or (ii) above should not rely on or act upon this document.

No liability whatsoever (whether in negligence or otherwise) arising directly or indirectly from the use of this document is accepted and no representation, warranty or undertaking, express or implied, is or will be made by the Company, or any of their respective directors, officers, employees, advisers, representatives or other agents ("Agents") for any information or any of the opinions contained herein or for any errors, omissions or misstatements. None of the Agents makes or has been authorised to make any representation or warranties (express or implied) in relation to the Company or as to the truth, accuracy or completeness of this document, or any other written or oral statement provided. In particular, no representation or warranty is given as to the achievement or reasonableness of, and no reliance should be placed on any projections, targets, estimates or forecasts contained in this document and nothing in this document is or should be relied on as a promise or representation as to the future.

Although the portfolio reflected in this document (the "Portfolio") is consistent with the investment strategy of the Company, there is no guarantee that the portfolio acquired will be identical to the make-up of the Portfolio. Moreover, the future investments to be made by the Company may differ substantially from the investments included in the Portfolio. Therefore, the Portfolio parameters, industry concentration, rating concentration, spread distribution and other factors related to the Portfolio could all be materially different than those of the future portfolio acquired by the Company.

Any forecasts and estimates contained herein are based upon certain assumptions that the Company considers reasonable. Forecasts and estimates are necessarily speculative in nature, and it can be expected that some or all of the assumptions underlying the forecasts and estimates will not materialize and/or that actual events and consequences thereof will vary significantly from the assumptions upon which forecasts and estimates contained herein have been based. The inclusion of forecasts and estimates herein should not be regarded as a representation or guarantee regarding the reliability, accuracy or completeness of the information contained herein, the Company is under no obligation to update or keep current such information. Unless otherwise indicated, the information provided herein is based on matters as they exist as of the date of preparation and not as of any future date. Recipients of this document are encouraged to contact the Company's representatives to discuss the procedures and methodologies used to make the forecasts and estimates and other information provided herein.

All investments are subject to risk, including the loss of the principal amount invested. Past performance is not necessarily indicative of future results, and there can be no assurance that BGLF will achieve comparable results, will meet its target returns, achieve its investment objectives or be able to implement its investment strategy. All investments to be held by the Company involve a substantial degree of risk, including the risk of total loss. The value of shares and the income from them is not guaranteed and can fall as well as rise due to stock market and currency movements. When you sell your investment you may get back less than you originally invested. You should always seek expert legal, financial, tax and other professional advice before making any investment decision.

Blackstone / GSO Loan Financing Limited is a self-managed Jersey registered alternative investment fund, and is regulated by the Jersey Financial Services Commission.

Copyright © 2019, S&P Capital IQ (and its affiliates, as applicable). This may contain information obtained from third parties, including ratings from credit ratings agencies such as Standard & Poor's. Reproduction and distribution of third party content in any form is prohibited except with the prior written permission of the related third party. Third party content providers do not guarantee the accuracy, completeness, timeliness or availability of any information, including ratings, and are not responsible for any errors or omissions (negligent or otherwise), regardless of the cause, or for the results obtained from the use of such content. THIRD PARTY CONTENT PROVIDERS GIVE NO EXPRESS OR IMPLIED WARRANTIES, INCLUDING, BUT NOT LIMITED TO, ANY WARRANTIES OF MERCHANTABILITY OR FITNESS FOR A PARTICULAR PURPOSE OR USE. THIRD PARTY CONTENT PROVIDERS SHALL NOT BE LIABLE FOR ANY DIRECT, INDIRECT, INCIDENTAL, EXEMPLARY, COMPENSATORY, PUNITIVE, SPECIAL OR CONSEQUENTIAL DAMAGES, COSTS, EXPENSES, LEGAL FEES, OR LOSSES (INCLUDING LOST INCOME OR PROFITS AND OPPORTUNITY COSTS OR LOSSES COSTS BY NEGLIGENCE) IN CONNECTION WITH ANY USE OF THEIR CONTENT, INCLUDING RATINGS. Credit ratings are statements of opinions and are not statements of fact or recommendations to purchase, hold or sell securities. They do not address the suitability of securities or the suitability of securities for investment purposes, and should not be relied on as investment advice. To the extent that this document contains third party data or information (including, without limitation S&P Credit Ratings) (collectively "Content"), neither Blackstone nor the applicable third party content provider(s) ("Blackstone Parties") guarantee the accuracy, completeness, timeliness or availability of any Content, and are not responsible for any errors or omissions (negligent or otherwise), regardless of the cause, or for the results obtained from the access or use of such Content. In no event shall the Blackstone Parties be liable for any damages, costs, expenses, legal fees or losses (including lost income or lost profit and opportunity costs) in connection with any use of the Content. Please read the complete disclaimer with respect to S&P Credit Ratings: [http://www.standardandpoors.com/en\\_US/web/guest/regulatory/legal-disclaimers](http://www.standardandpoors.com/en_US/web/guest/regulatory/legal-disclaimers).